



VARISPIN 4

MULTI CENTRIFUGE

다양한 옵션이 가능한
컴팩트한 디자인의 실속형 원심분리기



● ● ● STANDARD SPECIFICATION



Max. RPM	4,000rpm	
Max. RCF	Angle Rotor 2,689 xg	Swing Rotor 2,987 xg
Max. Capacity	15ml x 24	100ml x 4
Accel / Decel phase	0 ~ 5 (6set)	
Noise Level	≤60dB	
Set Time	99 min 59sec or continuous	
Time Count	From start / From set-up RPM	
Program	10 memory	
Display	Blue LCD	
RPM Range	400 to 4,000 RPM	
Available Rotor Quantity	5	
Power Supply	230V ± 10%, 50-60Hz, 1Phase	
Power Consumption	1,000W	
Dimension(W x D x H)	415 x 554 x 297 mm(H:710mm with open lid)	
Weight (without rotor)	25kg	

● ● ● MAIN FEATURE

● 컴팩트한 구조 및 넓은 사용범위

공간활용이 용이한 중소형 크기의 저속 원심분리기로서, 다양한 로터 옵션을 지니고 있습니다.

● 튜브 사용 범위

5ml부터 100ml 까지 다양한 사이즈의 튜브 사용이 가능합니다.









● 높은 시인성의 LCD 스크린 사용









블루 LCD 스크린에 화이트 입력 값을 사용하여 가독성을 높였습니다. LCD 스크린 주변에 직관적인 아이콘 형태의 터치패드를 구성하였습니다.

● ● ● ORDER INFORMATION





















	ITEM	DESCRIPTIONS	ORDER CODE
Main Body	VARISPIN 4 Set	VARISPIN 4, with rotor AL2415G, including 15ml stainless steel sleeves, 230V/50~60HzVARISPIN 6, without rotor, 230V/50~60Hz	V4-SET
	VARISPIN 4	VARISPIN 4, without rotor, 230V/50~60Hz	V4-MB
Angle Rotor	AL2415G	15ml x 24 fixed angle rotor with 15ml stainless steel sleeves (Max 4,000RPM)	V4-AR1
	AL1615G	15ml x 16 fixed angle rotor with 15ml stainless steel sleeves (Max 4,000RPM)	V4-AR2
Swing Rotor	S4100G	100ml x 4-wing swing rotor without buckets (Max 4,000RPM)	V4-SR1
	S650G	50ml x 6-wing swing rotor without buckets (Max 4,000RPM)	V4-SR2
	S2G-MTP	2-wing micro plate swing rotor (Max 4,000RPM)	V4-SR3










●●● AVAILABLE ANGLE ROTORS

AL2415G	F15A-3	F15A-5				
 <p>Fixed Angle rotor $\angle 45^\circ$ 24 x 15ml Radius(mm) : In 131 / Out 144.5</p>						
						
Volume (ml)	3	5	10	15	15 Conical	
Number per rack / rotor	24	24	24	24	24	
Adaptor bore (mm)	13.5	13.5	18	18	18	
Max. height for use (mm)	115	139	139	120	120	
RPM	4,000	4,000	4,000	4,000	4,000	
Radius (mm)	In 111 Out 124.5	In 129.4 Out 142.9	In 131 Out 144.5	In 131 Out 144.5	In 125.5 Out 139	
RCF	In 1,986 Out 2,227	In 2,315 Out 2,556	In 2,343 Out 2,585	In 2,343 Out 2,585	In 2,245 Out 2,486	

AL1615G	F15A-3	F15A-5				
 <p>Fixed Angle rotor $\angle 45^\circ$ 16 x 15ml Radius(mm) : 150.3</p>						
						
Volume (ml)	3	5	10	15	15 Conical	
Number per rack / rotor	16	16	16	16	16	
Adaptor bore (mm)	13.5	13.5	18	18	18	
Max. height for use (mm)	130	152	136	136	136	
RPM	4,000	4,000	4,000	4,000	4,000	
Radius (mm)	130.3	148.7	150.3	150.3	144.8	
RCF	2,331	2,660	2,689	2,689	2,590	

• • • AVAILABLE SWING ROTORS

S4100G	B100								
 <p>Swing Out Rotor Max. RPM : 4,000 Radius(mm) : 167 Max. RCF : 2,987</p>									
	S100T-1.5-6	S100T-5-5	S100T-10-4	S100T-15-3	S100T-15C-3	S100A-50	S100A-50C	S100A-85	S100A-100
									
									
Capacity (ml)	1.5	5	10	15	15 Conical	50	50 Conical	85	100
Number per rack / rotor	6/24	5/20	4/16	3/12	3/12	1/4	1/4	1/4	1/4
Adaptor bore (mm)	11	13.5	16	17.5	17	29.5	30	38.5	44
Max. height for use (mm)	130	130	130	130	133	130	133	130	130
RPM	4,000	4,000	4,000	4,000	4,000	4,000	4,000	4,000	4,000
Radius (mm)	164	164	164	164	167	164	167	164	164
RCF	2,934	2,934	2,934	2,934	2,987	2,934	2,987	2,934	2,934

S650G	B50			
 <p>Swing Out Rotor Max. RPM : 4,000 Radius(mm) : 167 Max. RCF : 2,987</p>				
	S50A-15C	S50A-15	S50A-50C	
				
				
Capacity (ml)	15 Conical	15	50 Conical	50
Number per rack / rotor	1/6	1/6	1/6	1/6
Adaptor bore (mm)	17	17.5	30	-
Max. height for use (mm)	126	123	126	126
RPM	4,000	4,000	4,000	4,000
Radius (mm)	167	164	167	167
RCF	2,987	2,934	2,987	2,987

●●● AVAILABLE SWING ROTORS

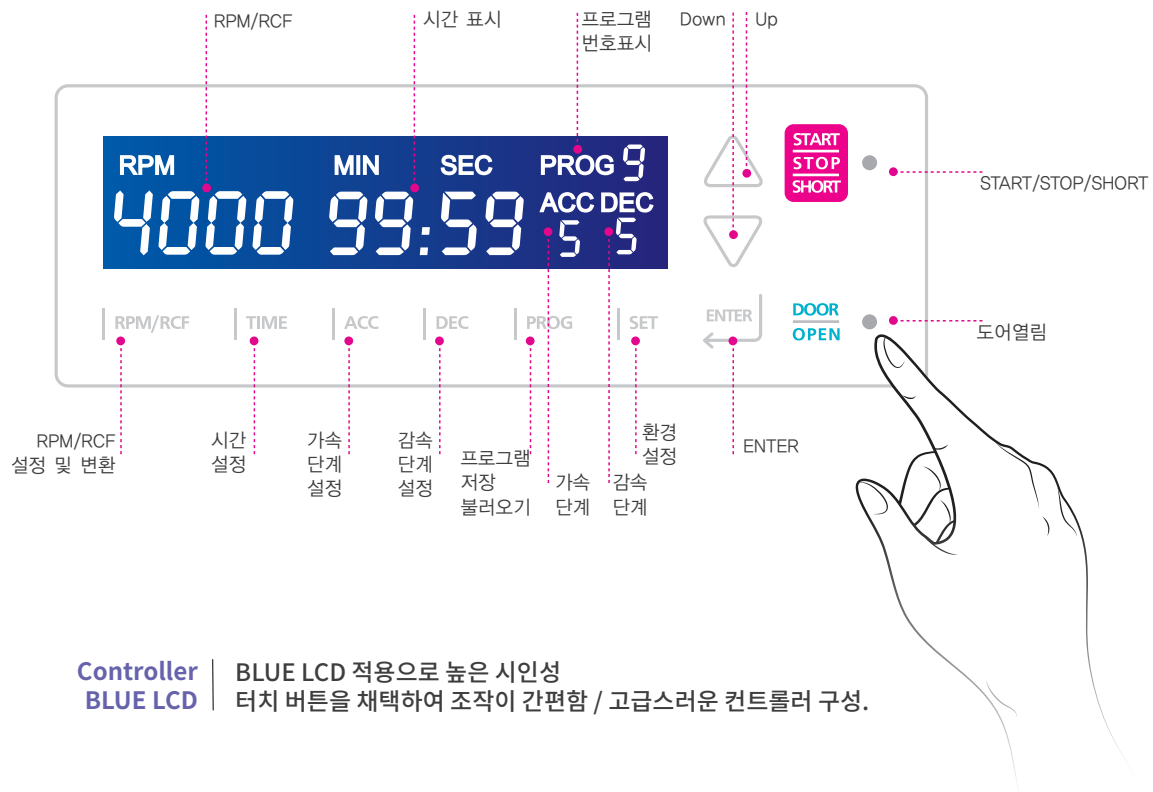
S2G-MTP



Swing Out Rotor
Max. RPM : 4,000
Radius(mm) : 112
Max. RCF : 2,003

Volume (ml)	MTP	DWP							
Number per rack / rotor									
Adaptor bore (mm)									
Max. height for use (mm)									
RPM	4,000	4,000							
Radius (mm)	112	112							
RCF	2,003	2,003							





Controller BLUE LCD | BLUE LCD 적용으로 높은 시인성
터치 버튼을 채택하여 조작이 간편함 / 고급스러운 컨트롤러 구성.